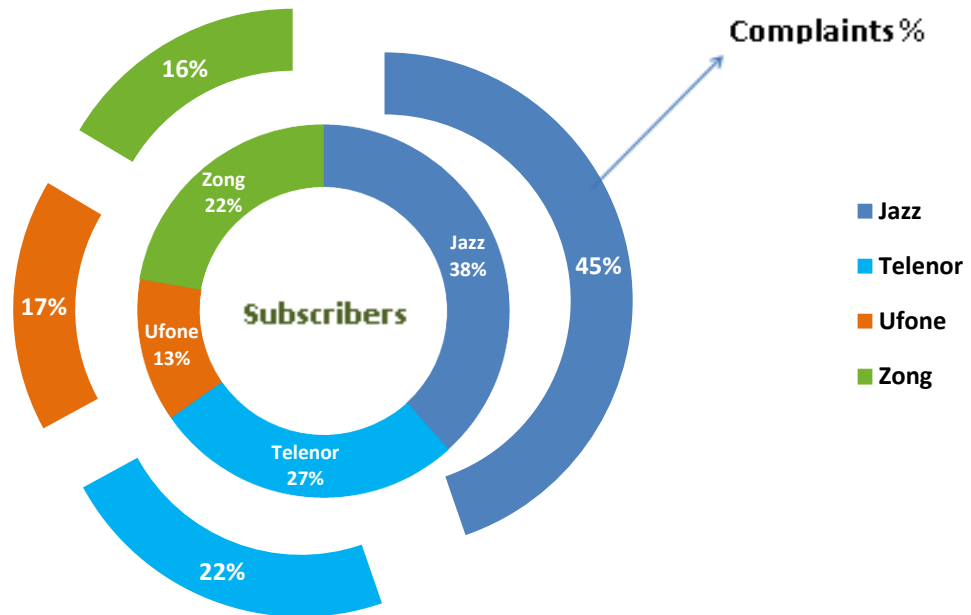
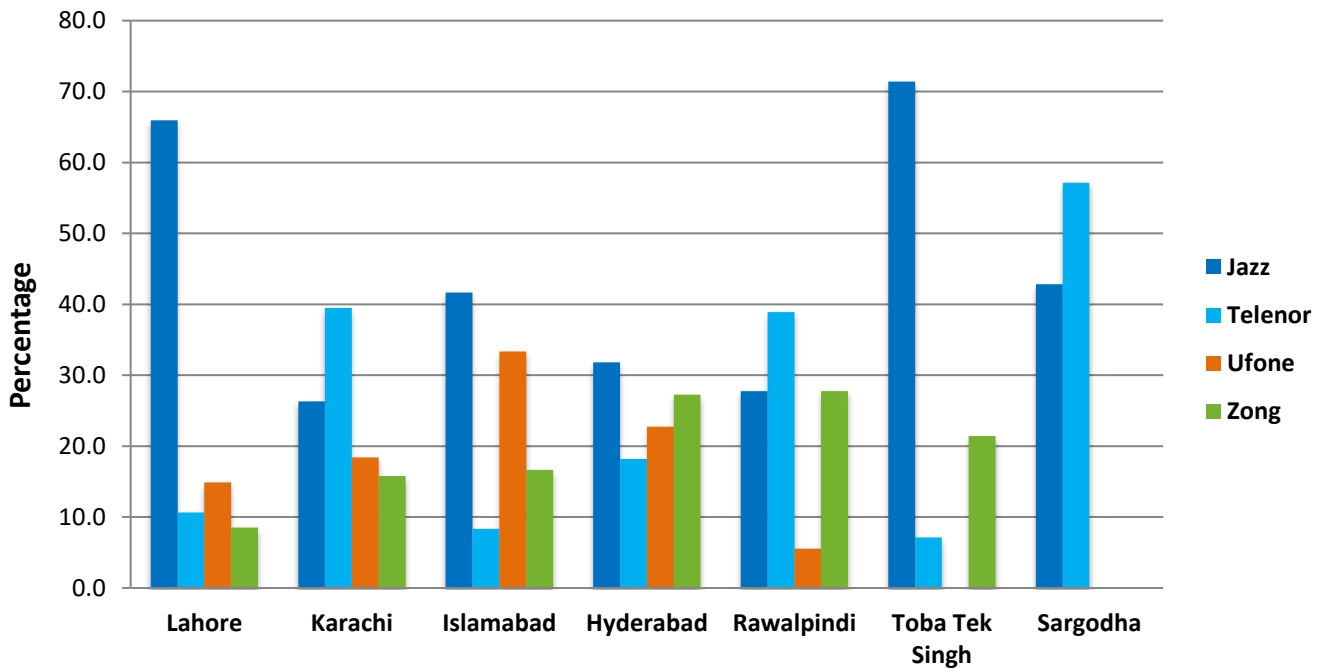


Operator-wise and City-wise Percentage of Quality of Service Complaints during September 2021

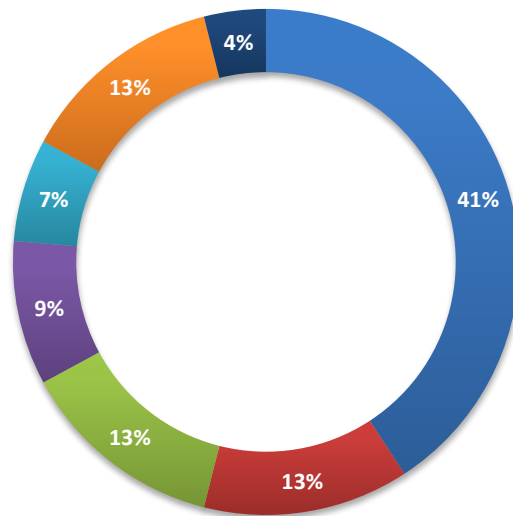
Operator-wise Percentage from Total Subscriber of Quality of Service Complaints During September 2021



City-wise Percentage of Quality of Service Complaints against CMOs During September 2021

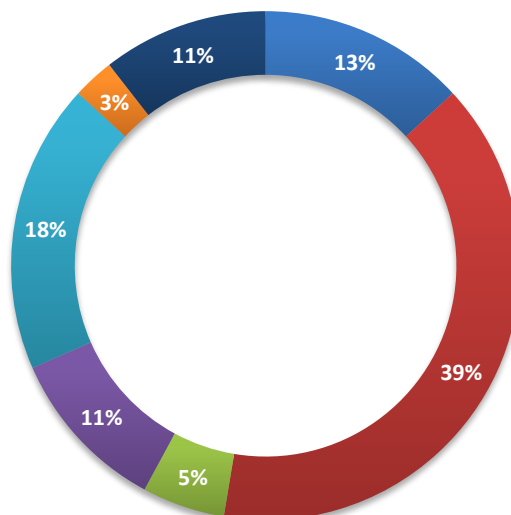


City-wise Percentage of Quality of Service Complaints against Jazz During September 2021



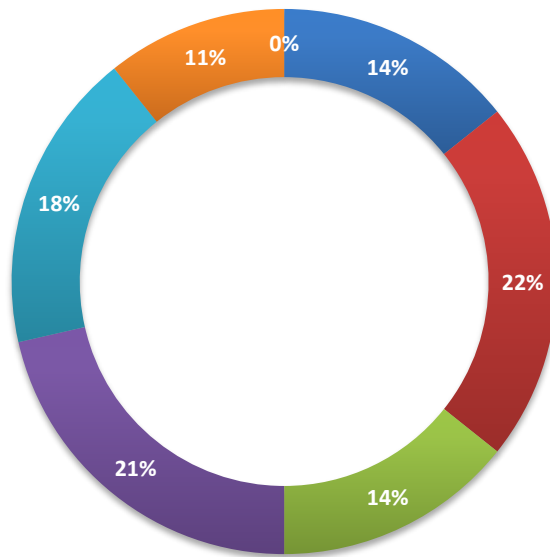
■ Lahore ■ Karachi ■ Islamabad ■ Hyderabad ■ Rawalpindi ■ Toba Tek Singh ■ Sargodha

City-wise Percentage of Quality of Service Complaints against Telenor During September 2021



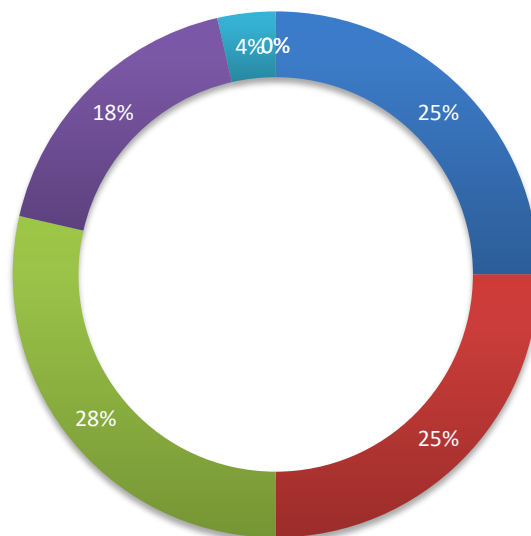
■ Lahore ■ Karachi ■ Islamabad ■ Hyderabad ■ Rawalpindi ■ Toba Tek Singh ■ Sargodha

City-wise Percentage of Quality of Service Complaints against Zong During September 2021



■ Lahore ■ Karachi ■ Islamabad ■ Hyderabad ■ Rawalpindi ■ Toba Tek Singh ■ Sargodha

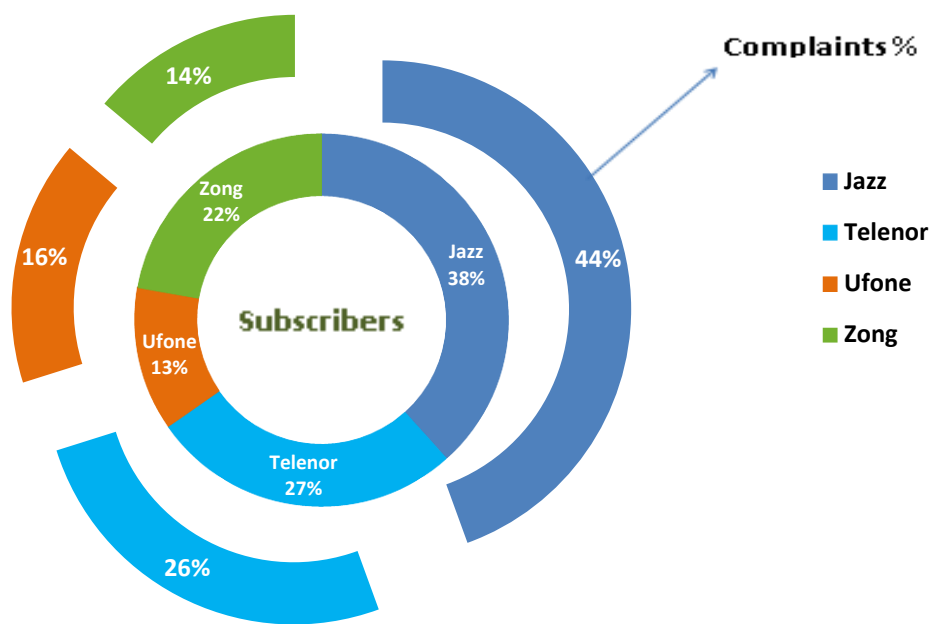
City-wise Percentage of Quality of Service Complaints against Ufone During September 2021



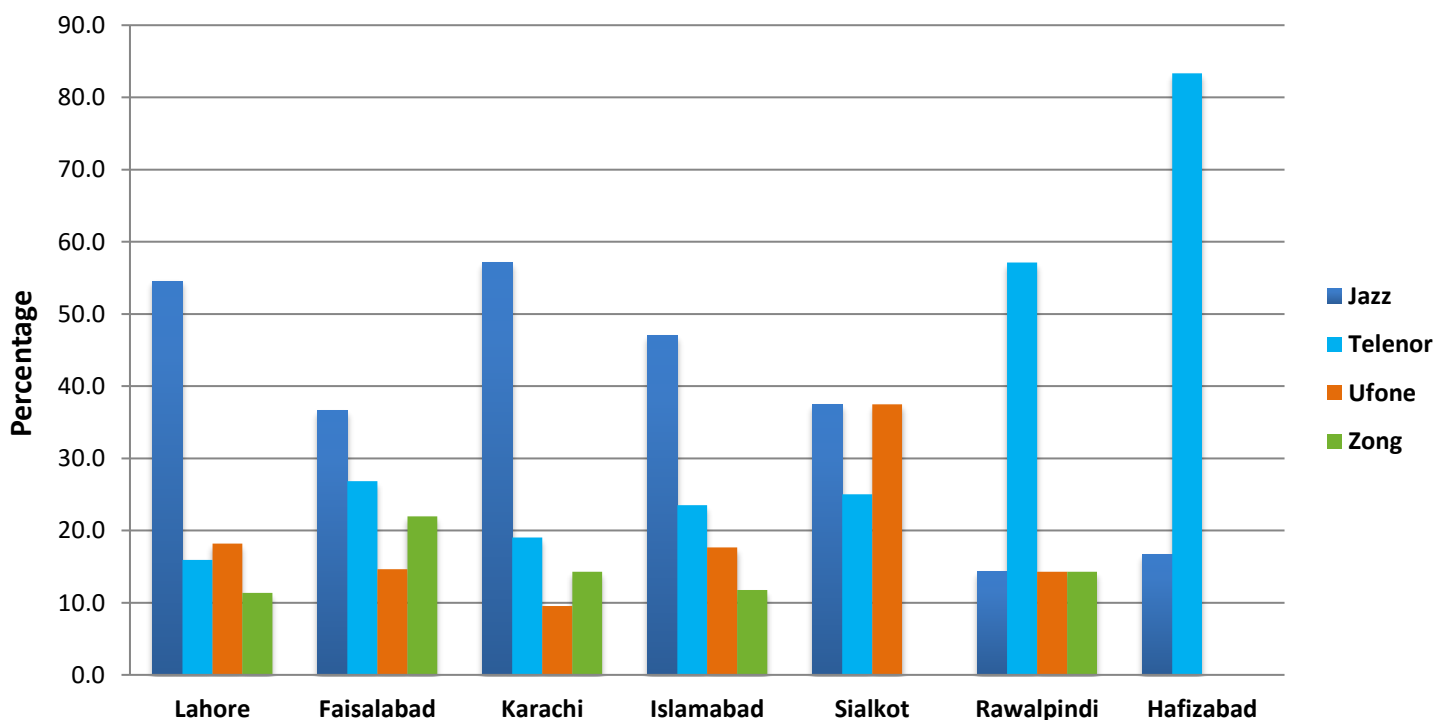
■ Lahore ■ Karachi ■ Islamabad ■ Hyderabad ■ Rawalpindi ■ Toba Tek Singh ■ Sargodha

Operator-wise and City-wise Percentage of Non Provision of Service in an Area / Coverage Issues during September 2021

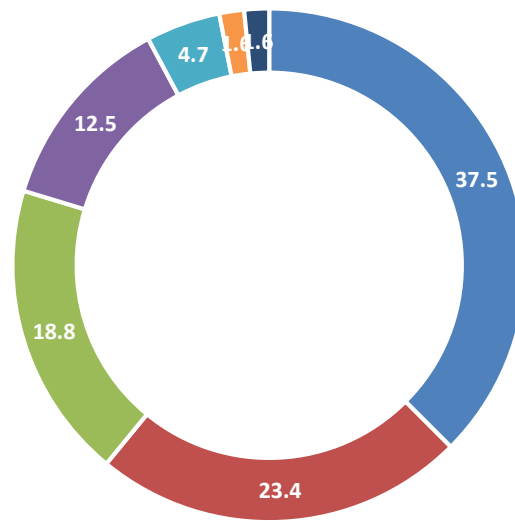
Operator-wise Percentage from Total Received Complaints and Subscribers of Non Provision of Service in an Area / Coverage Issues Complaints during September 2021



City-wise Percentage of Non Provision of Service in an Area / Coverage Issues Complaints against CMOs during September 2021

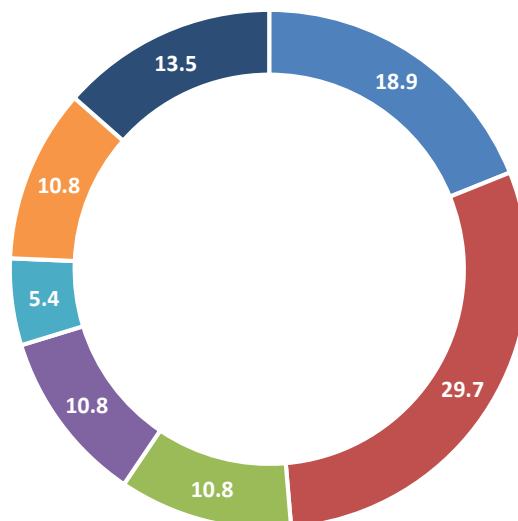


City-wise Percentage of of Non Provision of Service in an Area / Coverage IssuesComplaints against Jazz During September 2021



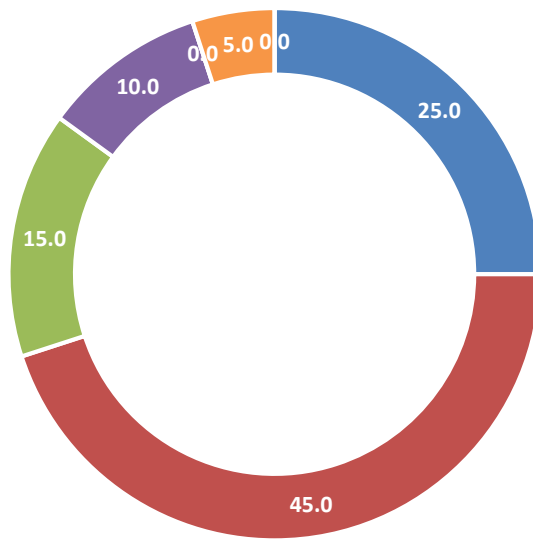
■ Lahore ■ Faisalabad ■ Karachi ■ Islamabad ■ Sialkot ■ Rawalpindi ■ Hafizabad

City-wise Percentage of of Non Provision of Service in an Area / Coverage IssuesComplaints against Telenor During September 2021



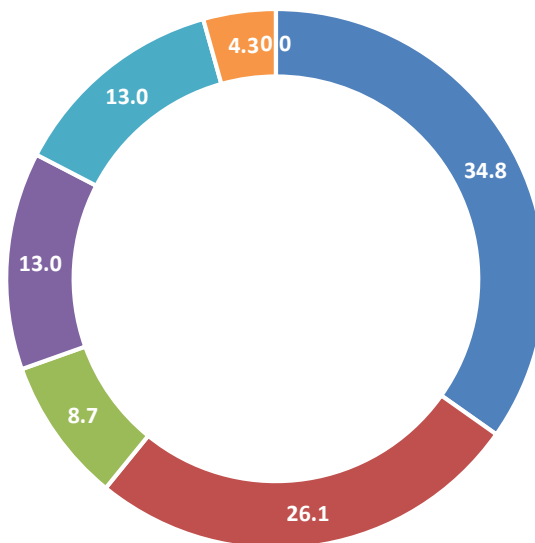
■ Lahore ■ Faisalabad ■ Karachi ■ Islamabad ■ Sialkot ■ Rawalpindi ■ Hafizabad

City-wise Percentage of of Non Provision of Service in an Area / Coverage IssuesComplaints against Zong During September 2021



■ Lahore ■ Faisalabad ■ Karachi ■ Islamabad ■ Sialkot ■ Rawalpindi ■ Hafizabad

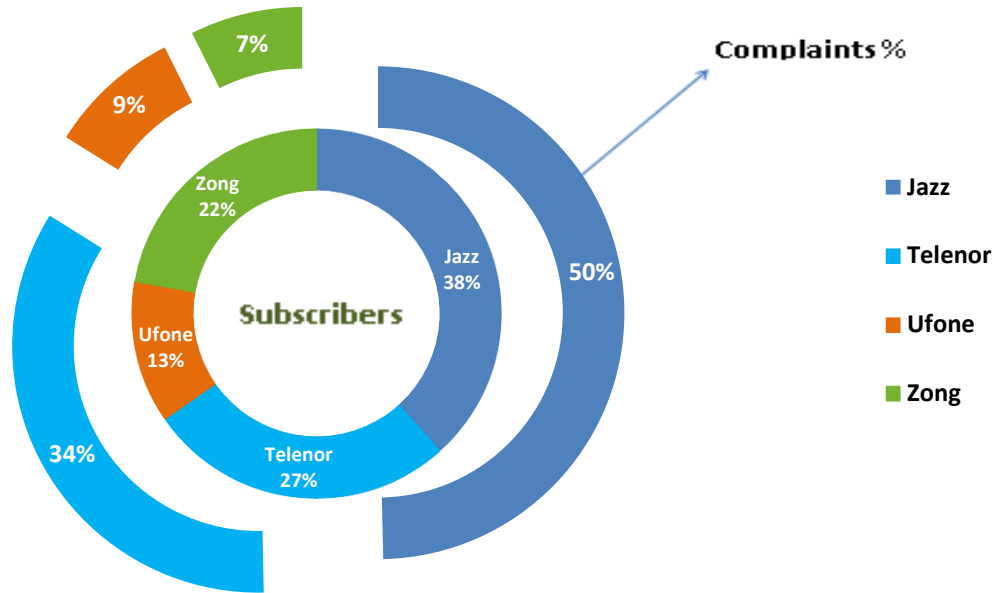
City-wise Percentage of of Non Provision of Service in an Area / Coverage IssuesComplaints against Ufone During September 2021



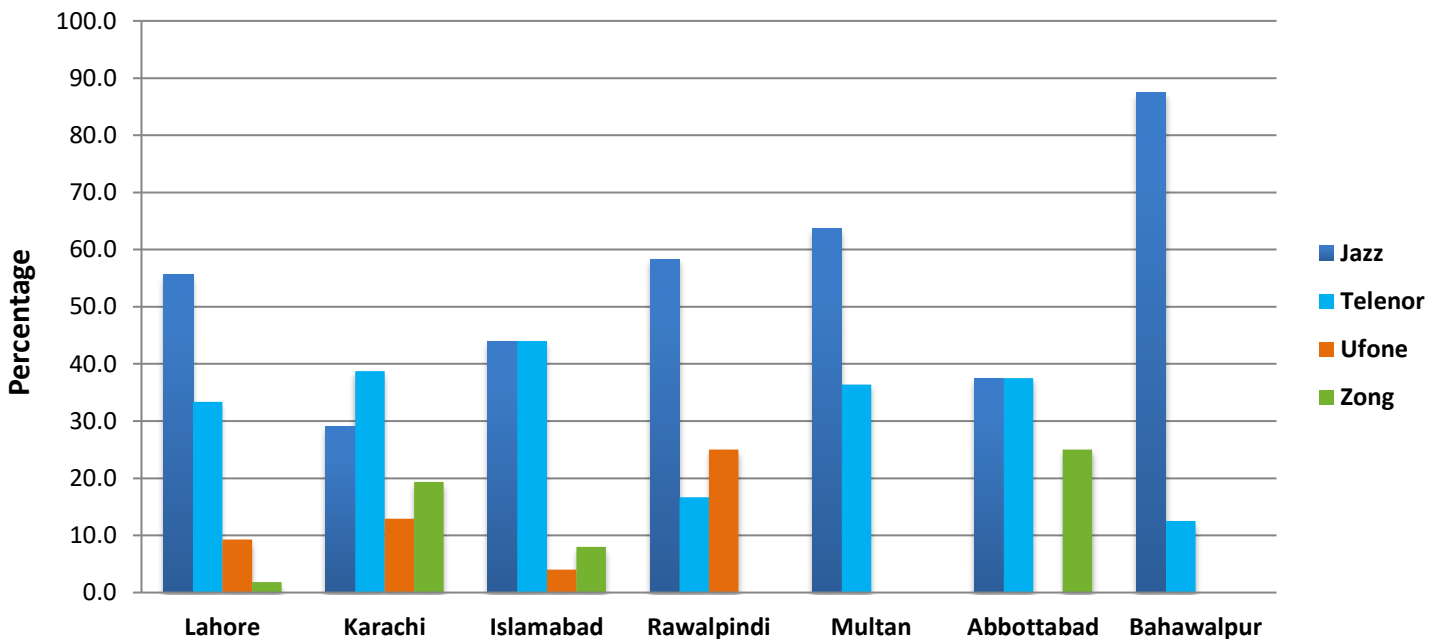
■ Lahore ■ Faisalabad ■ Karachi ■ Islamabad ■ Sialkot ■ Rawalpindi ■ Hafizabad

Operator-wise and City-wise Percentage of Billing Related (Overcharging/Tariff/etc.) Complaints during September 2021

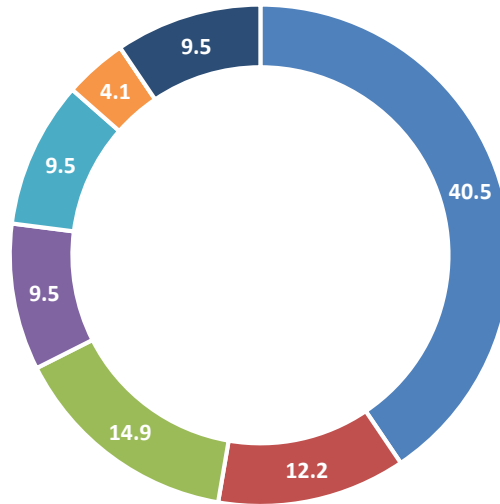
Operator-wise Percentage from Total Subscriber of Billing Related Complaints During September 2021



City-wise Percentage of Billing Related (Overcharging/ Tariff/ etc.) Complaints against CMOs during September 2021

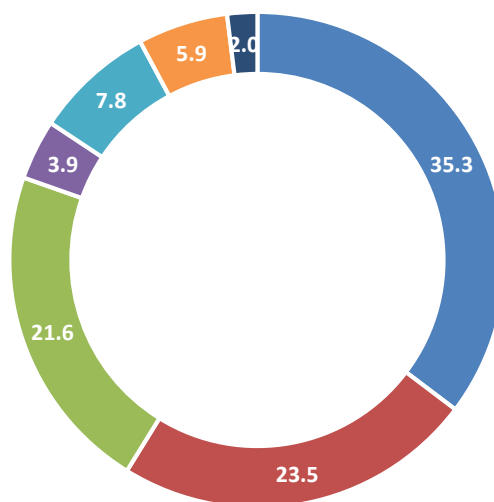


City-wise Percentage of of Billing Related Complaints against Jazz During September 2021



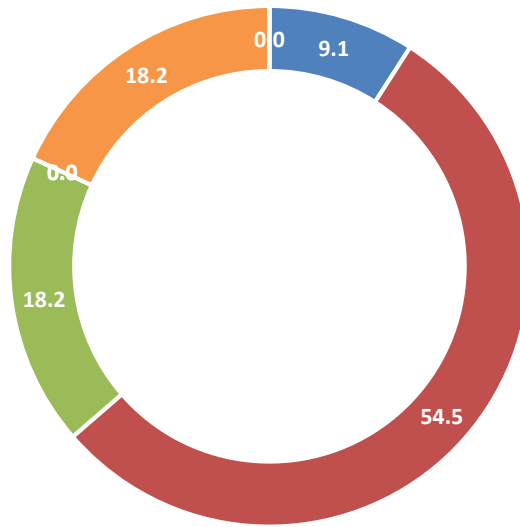
■ Lahore ■ Karachi ■ Islamabad ■ Rawalpindi ■ Multan ■ Abbottabad ■ Bahawalpur

City-wise Percentage of of Billing Related Complaints against Telenor During September 2021



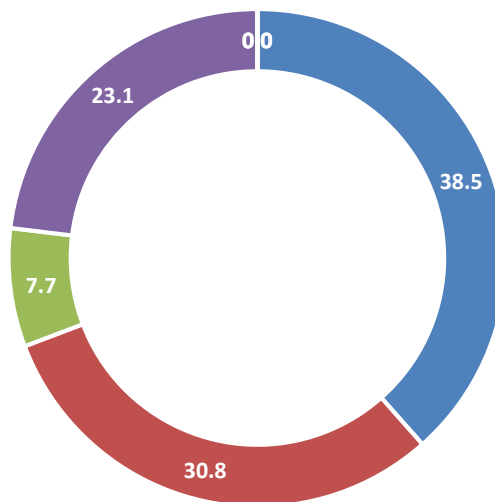
■ Lahore ■ Karachi ■ Islamabad ■ Rawalpindi ■ Multan ■ Abbottabad ■ Bahawalpur

City-wise Percentage of of Billing Related Complaints against Zong During September 2021



■ Lahore ■ Karachi ■ Islamabad ■ Rawalpindi ■ Multan ■ Abbottabad ■ Bahawalpur

City-wise Percentage of of Billing Related Complaints against Ufone During September 2021



■ Lahore ■ Karachi ■ Islamabad ■ Rawalpindi ■ Multan ■ Abbottabad ■ Bahawalpur