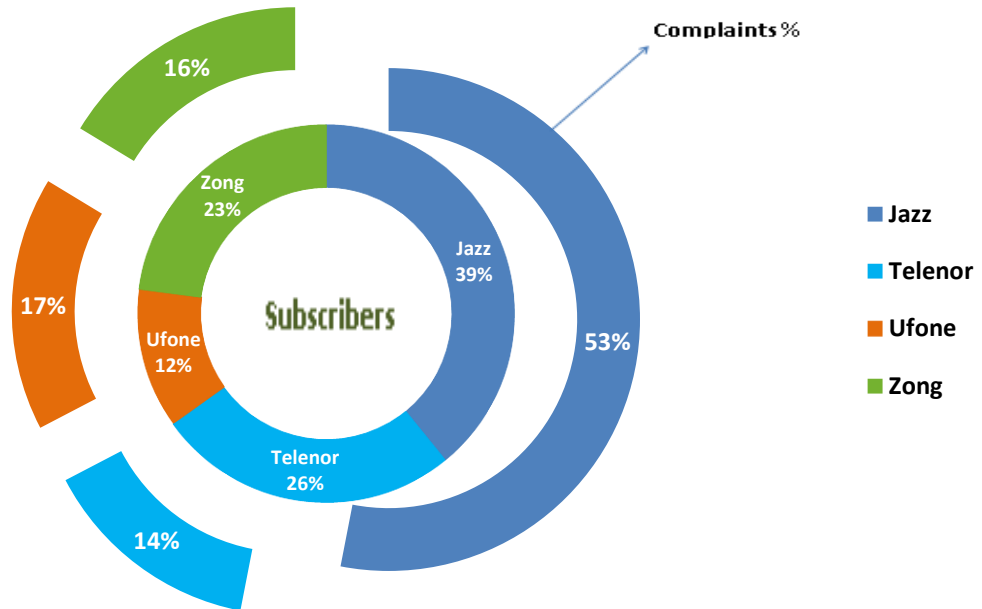
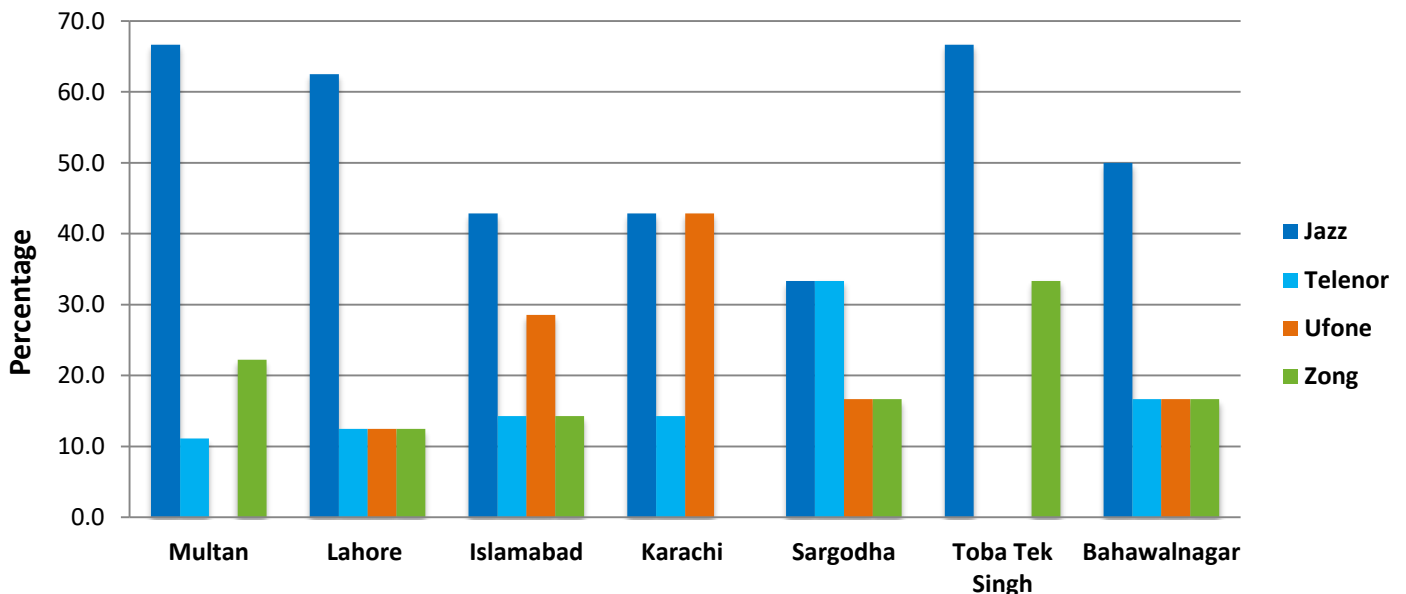


Operator-wise and City-wise Percentage of Quality of Service Complaints during March 2023

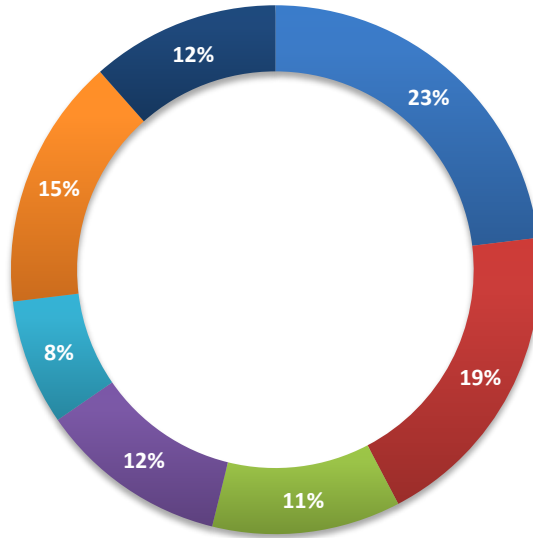
Operator-wise Percentage from Total Subscriber of Quality of Service Complaints During March 2023



City-wise Percentage of Quality of Service Complaints against CMOs During March 2023

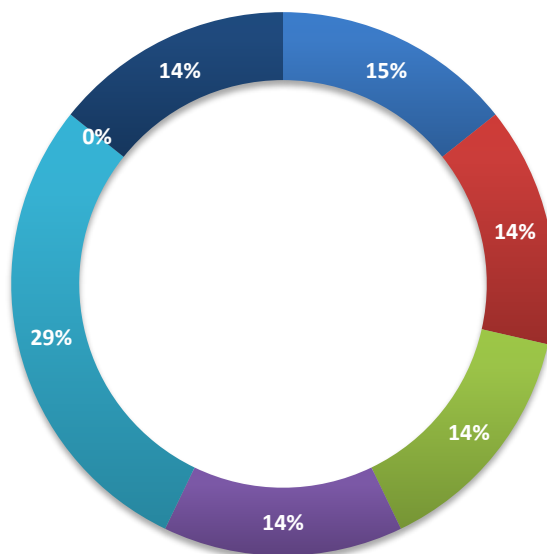


City-wise Percentage of Quality of Service Complaints against Jazz During March 2023



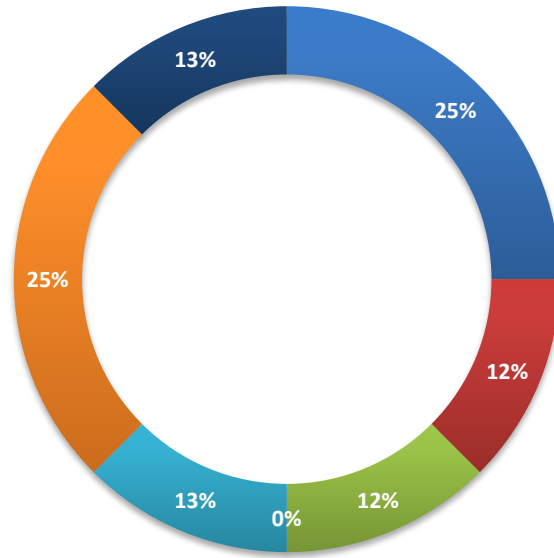
■ Multan ■ Lahore ■ Islamabad ■ Karachi ■ Sargodha ■ Toba Tek Singh ■ Bahawalnagar

City-wise Percentage of Quality of Service Complaints against Telenor During March 2023



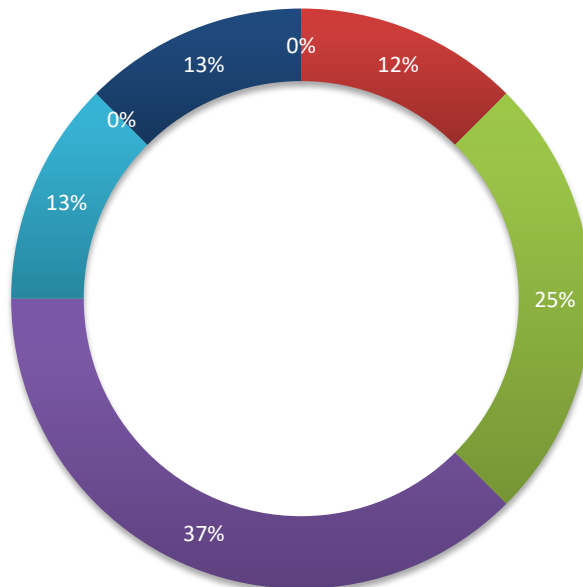
■ Multan ■ Lahore ■ Islamabad ■ Karachi ■ Sargodha ■ Toba Tek Singh ■ Bahawalnagar

City-wise Percentage of Quality of Service Complaints against Zong During March 2023



■ Multan ■ Lahore ■ Islamabad ■ Karachi ■ Sargodha ■ Toba Tek Singh ■ Bahawalnagar

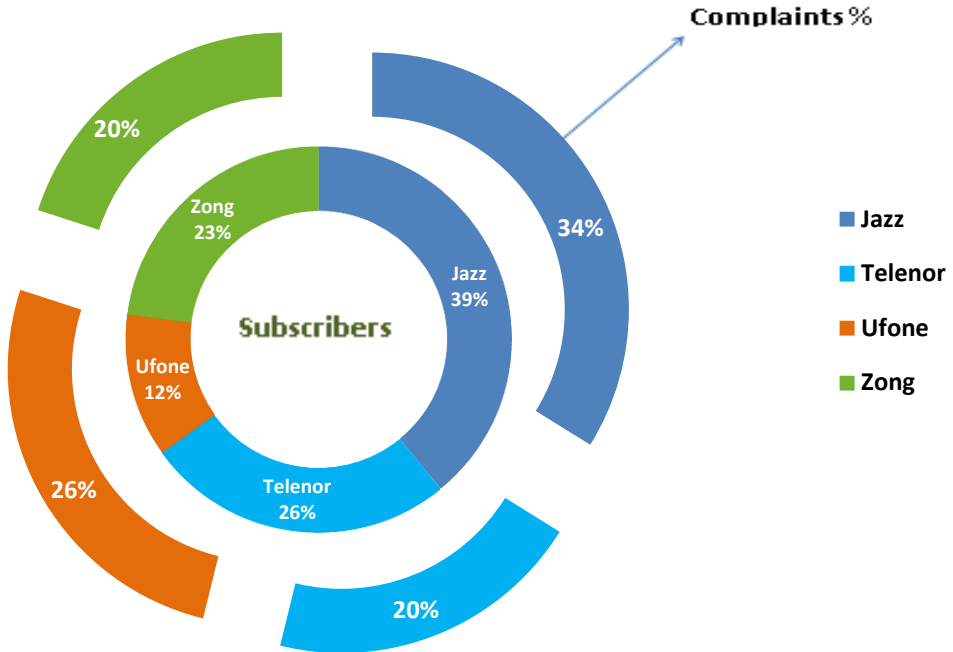
City-wise Percentage of Quality of Service Complaints against Ufone During March 2023



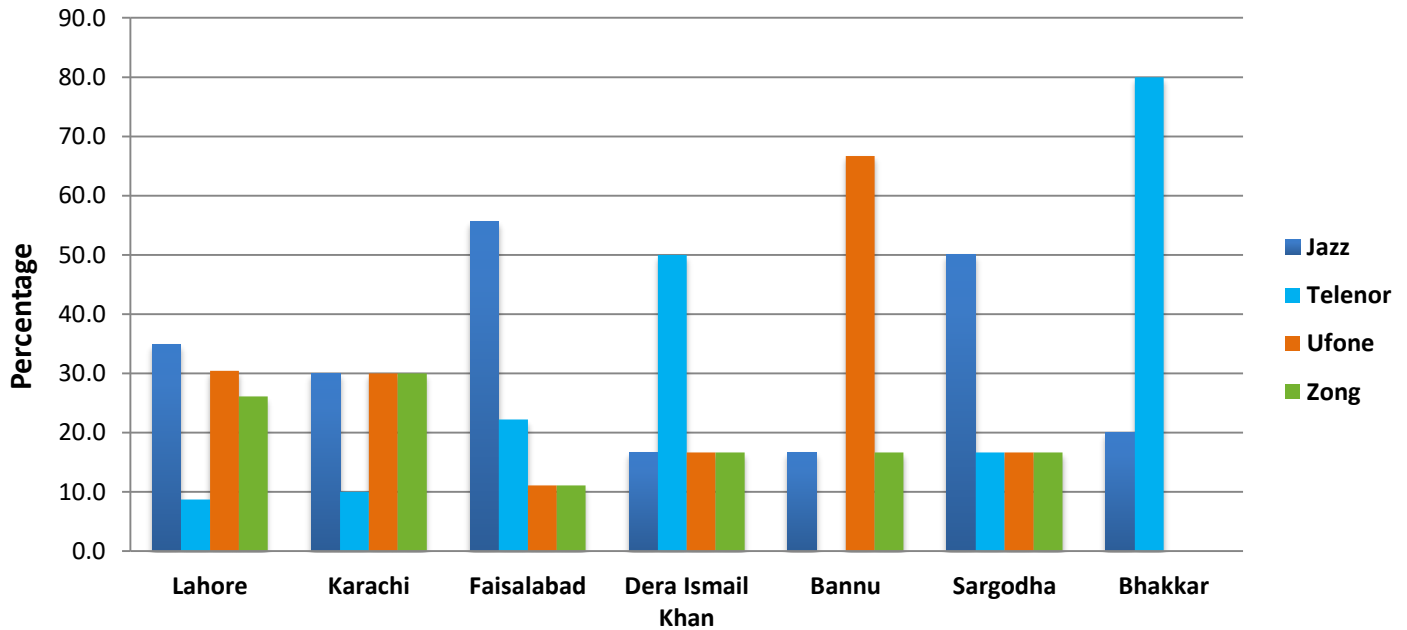
■ Multan ■ Lahore ■ Islamabad ■ Karachi ■ Sargodha ■ Toba Tek Singh ■ Bahawalnagar

Operator-wise and City-wise Percentage of Non Provision of Service in an Area / Coverage Issues during March 2023

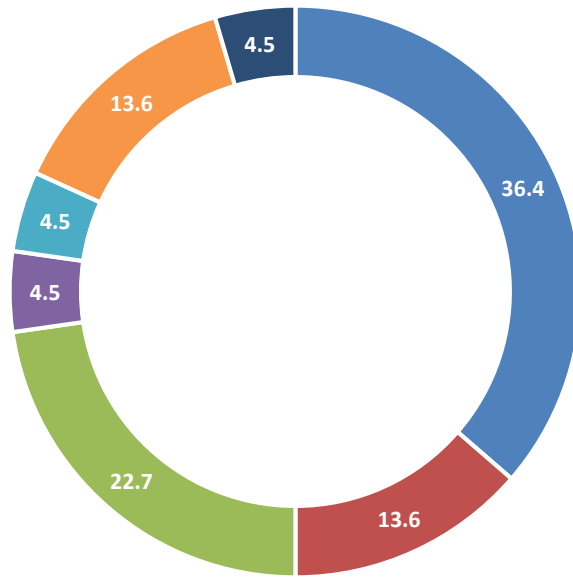
Operator-wise Percentage from Total Received Complaints and Subscribers of Non Provision of Service in an Area / Coverage Issues Complaints during March 2023



City-wise Percentage of Non Provision of Service in an Area / Coverage Issues Complaints against CMOs during March 2023

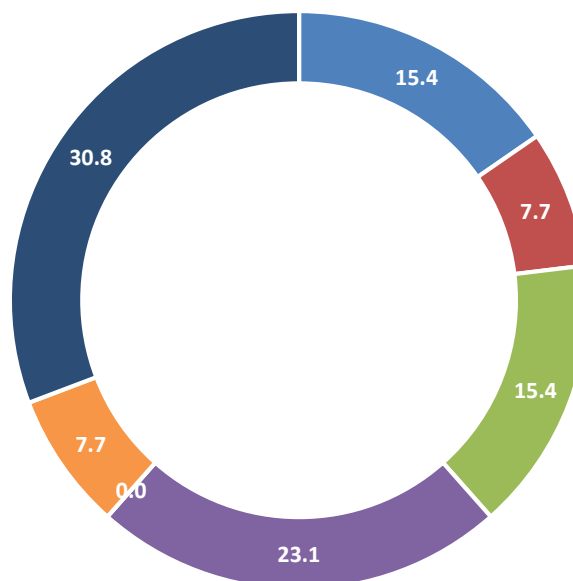


City-wise Percentage of of Non Provision of Service in an Area / Coverage IssuesComplaints against Jazz During March 2023



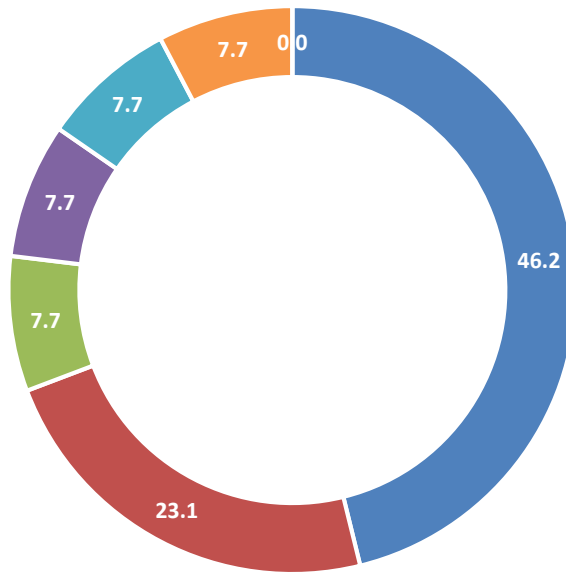
■ Lahore ■ Karachi ■ Faisalabad ■ Dera Ismail Khan ■ Bannu ■ Sargodha ■ Bhakkar

City-wise Percentage of of Non Provision of Service in an Area / Coverage IssuesComplaints against Telenor During March 2023



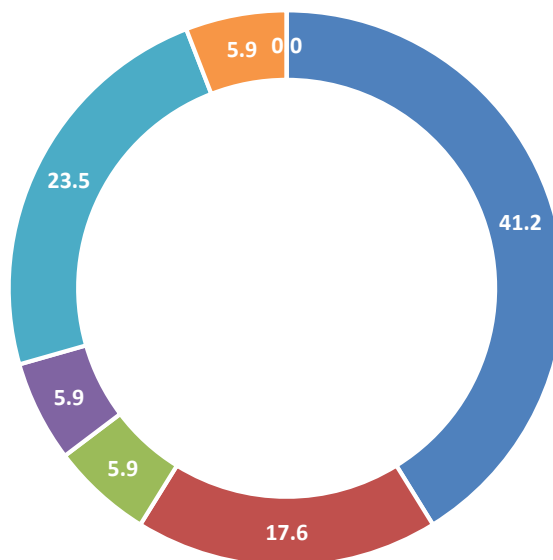
■ Lahore ■ Karachi ■ Faisalabad ■ Dera Ismail Khan ■ Bannu ■ Sargodha ■ Bhakkar

City-wise Percentage of of Non Provision of Service in an Area / Coverage IssuesComplaints against Zong During March 2023



■ Lahore ■ Karachi ■ Faisalabad ■ Dera Ismail Khan ■ Bannu ■ Sargodha ■ Bhakkar

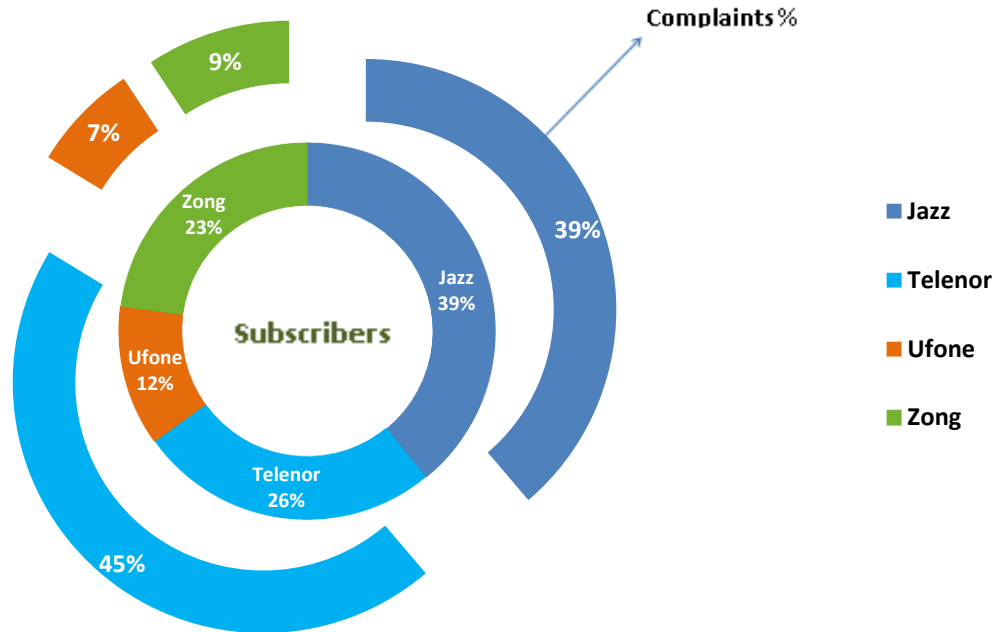
City-wise Percentage of of Non Provision of Service in an Area / Coverage IssuesComplaints against Ufone During March 2023



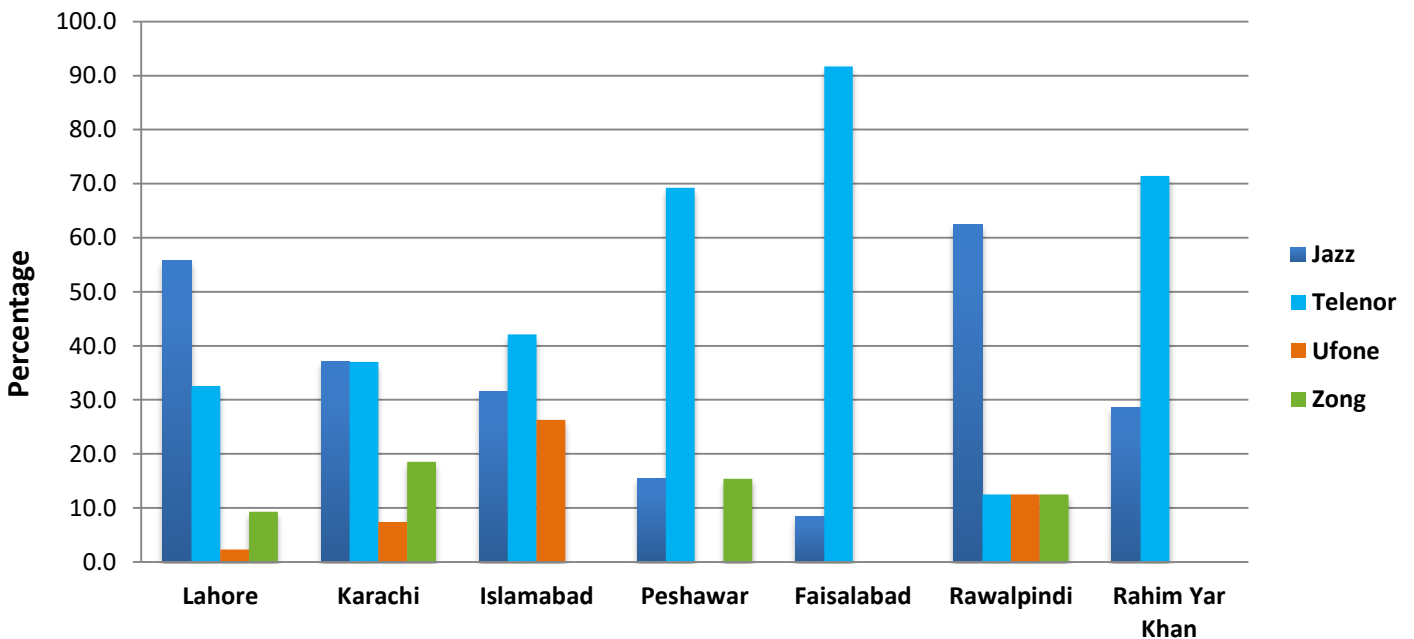
■ Lahore ■ Karachi ■ Faisalabad ■ Dera Ismail Khan ■ Bannu ■ Sargodha ■ Bhakkar

Operator-wise and City-wise Percentage of Billing Related (Overcharging/Tariff/etc.) Complaints during March 2023

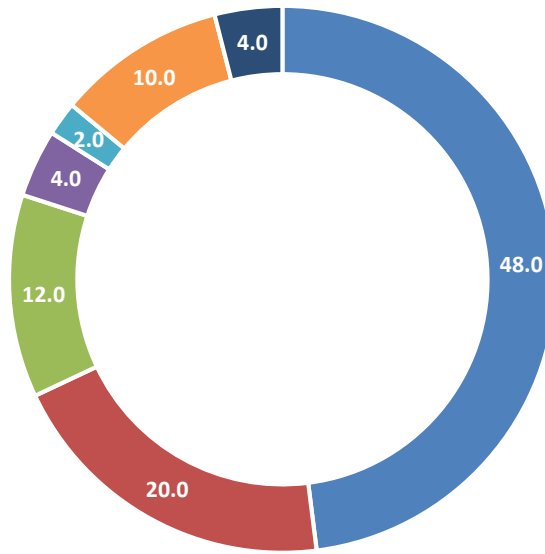
Operator-wise Percentage from Total Subscriber of Billing Related Complaints During March 2023



City-wise Percentage of Billing Related (Overcharging/ Tariff/ etc.) Complaints against CMOs during March 2023

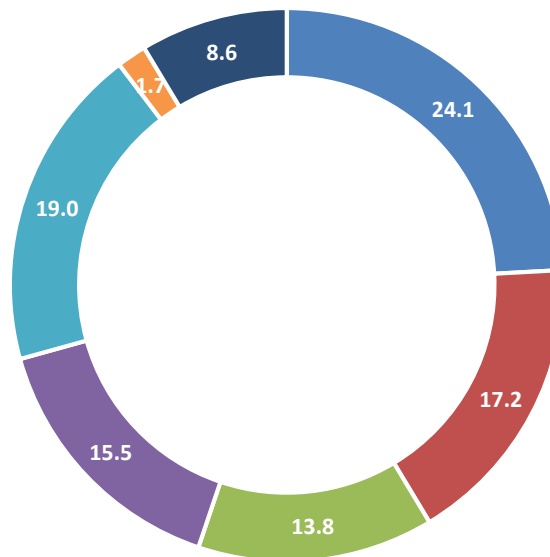


City-wise Percentage of of Billing Related Complaints against Jazz During March 2023



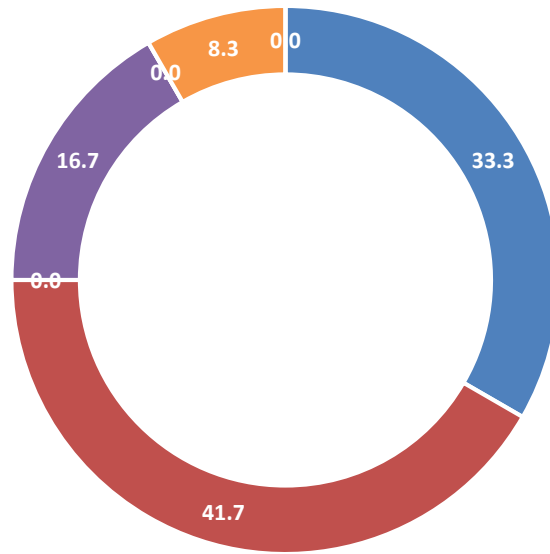
■ Lahore ■ Karachi ■ Islamabad ■ Peshawar ■ Faisalabad ■ Rawalpindi ■ Rahim Yar Khan

City-wise Percentage of of Billing Related Complaints against Telenor During March 2023



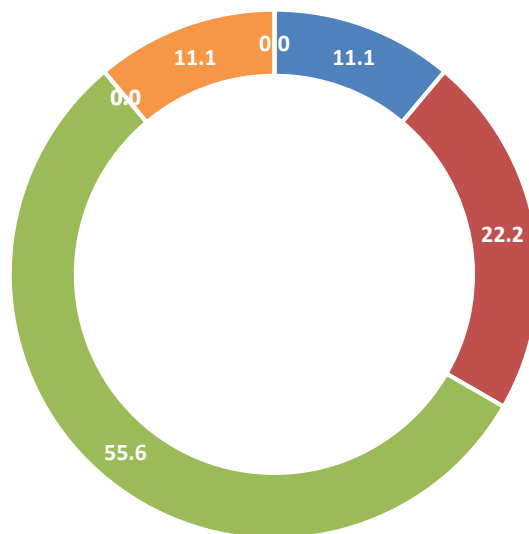
■ Lahore ■ Karachi ■ Islamabad ■ Peshawar ■ Faisalabad ■ Rawalpindi ■ Rahim Yar Khan

City-wise Percentage of of Billing Related Complaints against Zong During March 2023



■ Lahore ■ Karachi ■ Islamabad ■ Peshawar ■ Faisalabad ■ Rawalpindi ■ Rahim Yar Khan

City-wise Percentage of of Billing Related Complaints against Ufone During March 2023



■ Lahore ■ Karachi ■ Islamabad ■ Peshawar ■ Faisalabad ■ Rawalpindi ■ Rahim Yar Khan