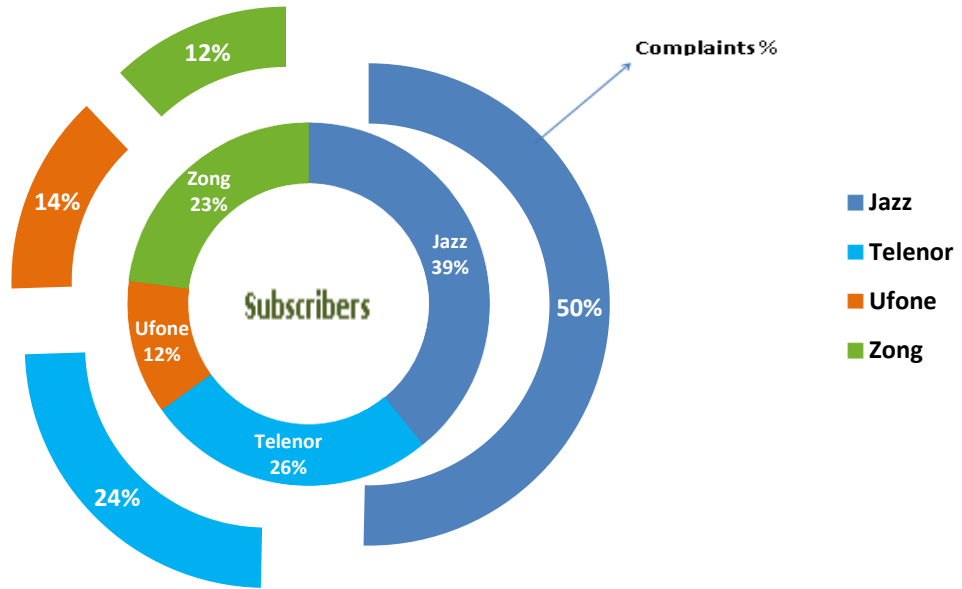
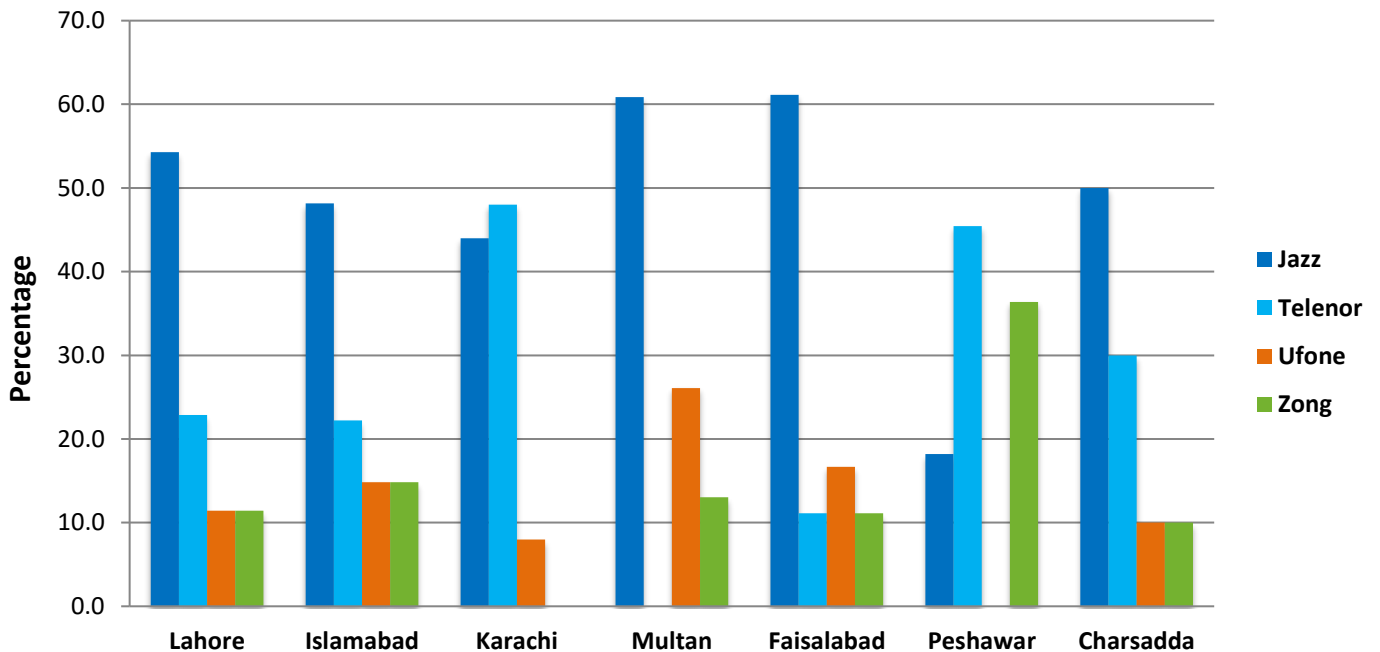


Operator-wise and City-wise Percentage of Quality of Service Complaints during June 2022

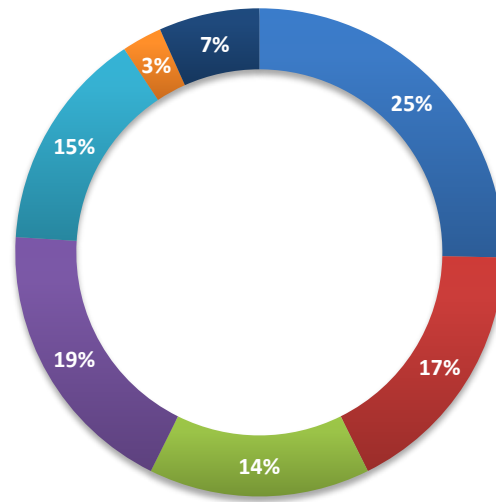
Operator-wise Percentage from Total Subscriber of Quality of Service Complaints During June 2022



City-wise Percentage of Quality of Service Complaints against CMOs During June 2022

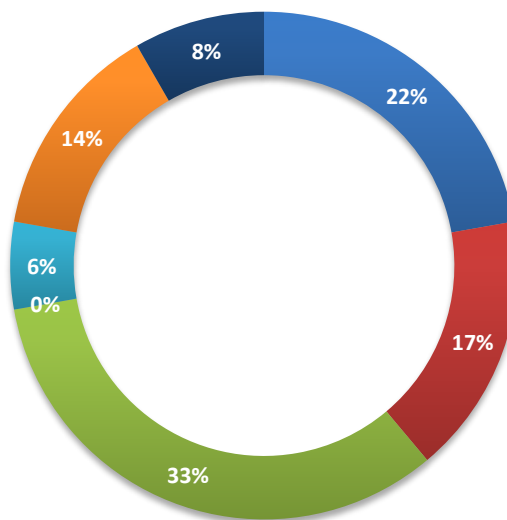


City-wise Percentage of Quality of Service Complaints against Jazz During June 2022



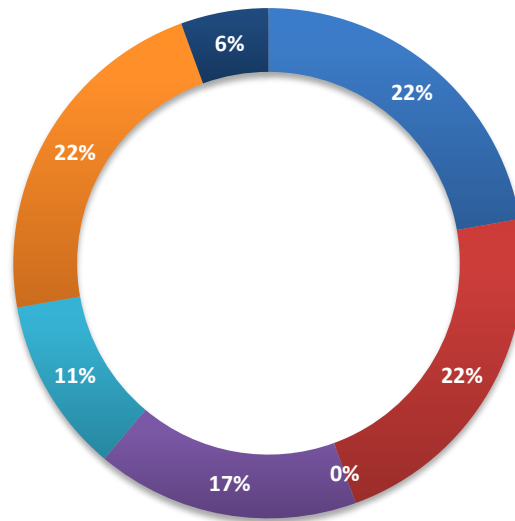
■ Lahore ■ Islamabad ■ Karachi ■ Multan ■ Faisalabad ■ Peshawar ■ Charsadda

City-wise Percentage of Quality of Service Complaints against Telenor During June 2022



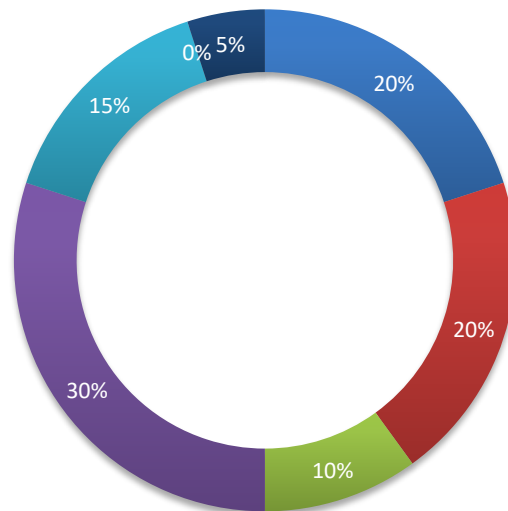
■ Lahore ■ Islamabad ■ Karachi ■ Multan ■ Faisalabad ■ Peshawar ■ Charsadda

City-wise Percentage of Quality of Service Complaints against Zong During June 2022



■ Lahore ■ Islamabad ■ Karachi ■ Multan ■ Faisalabad ■ Peshawar ■ Charsadda

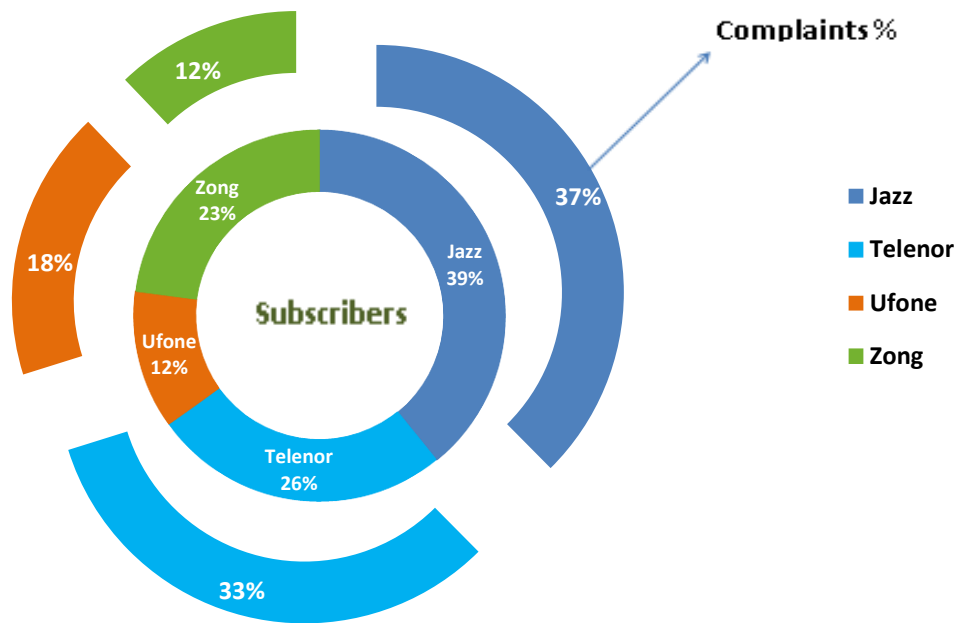
City-wise Percentage of Quality of Service Complaints against Ufone During June 2022



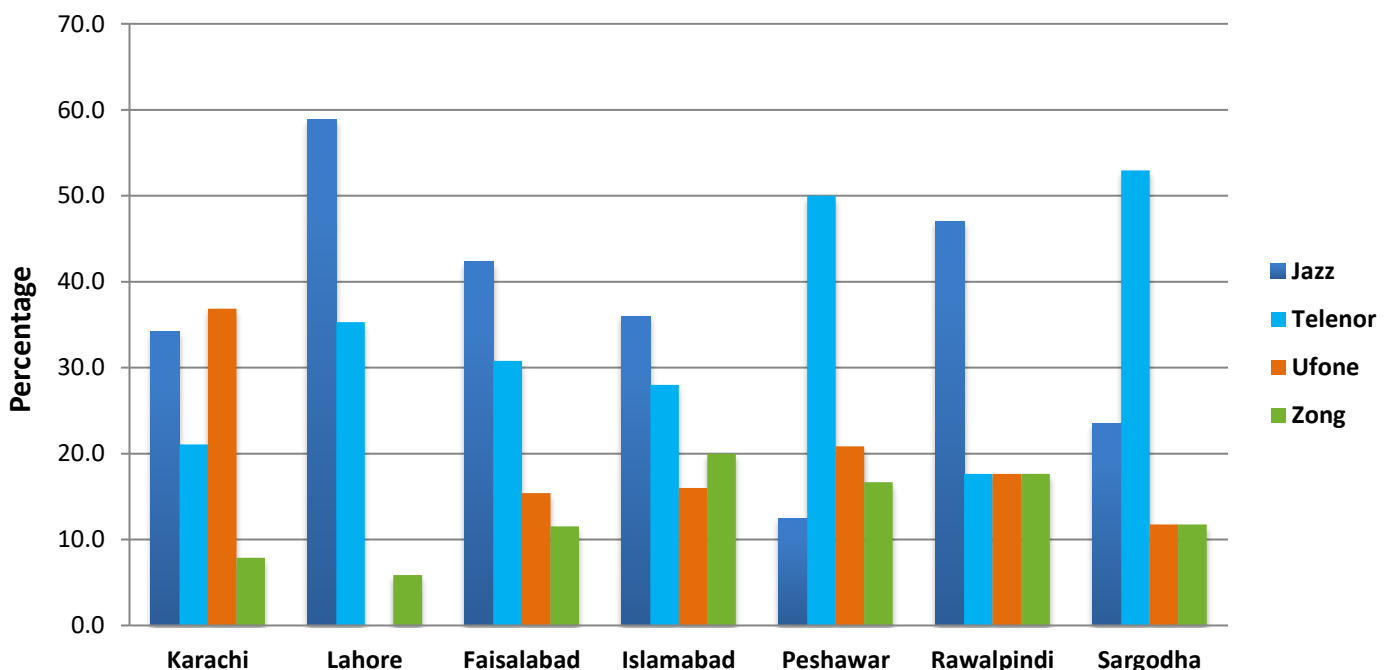
■ Lahore ■ Islamabad ■ Karachi ■ Multan ■ Faisalabad ■ Peshawar ■ Charsadda

Operator-wise and City-wise Percentage of Non Provision of Service in an Area / Coverage Issues during June 2022

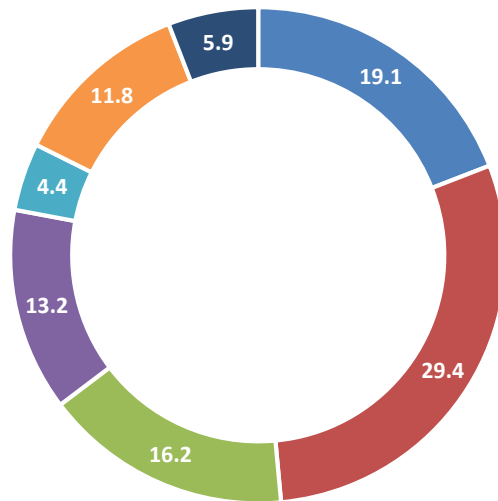
Operator-wise Percentage from Total Received Complaints and Subscribers of Non Provision of Service in an Area / Coverage Issues Complaints during June 2022



City-wise Percentage of Non Provision of Service in an Area / Coverage Issues Complaints against CMOs during June 2022

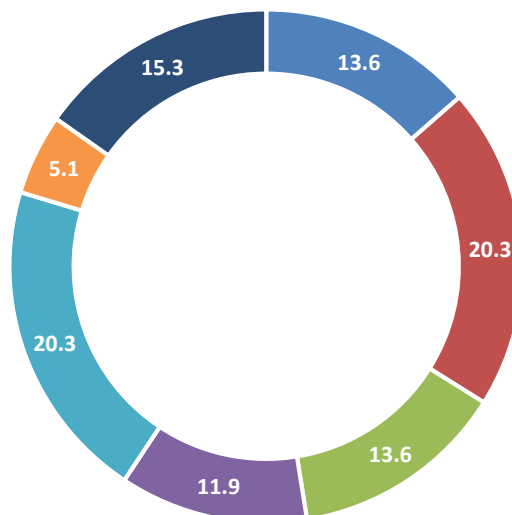


City-wise Percentage of of Non Provision of Service in an Area / Coverage IssuesComplaints against Jazz During June 2022



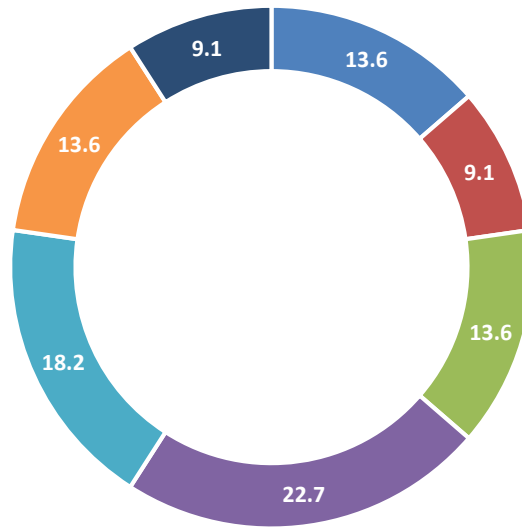
■ Karachi ■ Lahore ■ Faisalabad ■ Islamabad ■ Peshawar ■ Rawalpindi ■ Sargodha

City-wise Percentage of of Non Provision of Service in an Area / Coverage IssuesComplaints against Telenor During June 2022



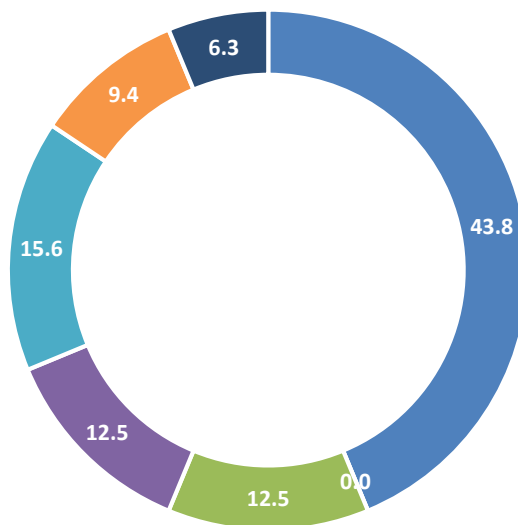
■ Karachi ■ Lahore ■ Faisalabad ■ Islamabad ■ Peshawar ■ Rawalpindi ■ Sargodha

City-wise Percentage of of Non Provision of Service in an Area / Coverage IssuesComplaints against Zong During June 2022



■ Karachi ■ Lahore ■ Faisalabad ■ Islamabad ■ Peshawar ■ Rawalpindi ■ Sargodha

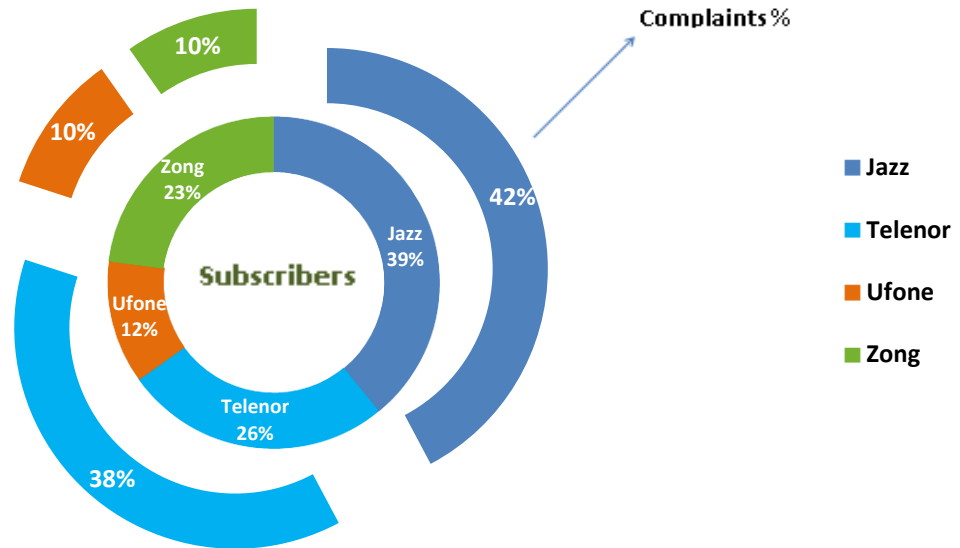
City-wise Percentage of of Non Provision of Service in an Area / Coverage IssuesComplaints against Ufone During June 2022



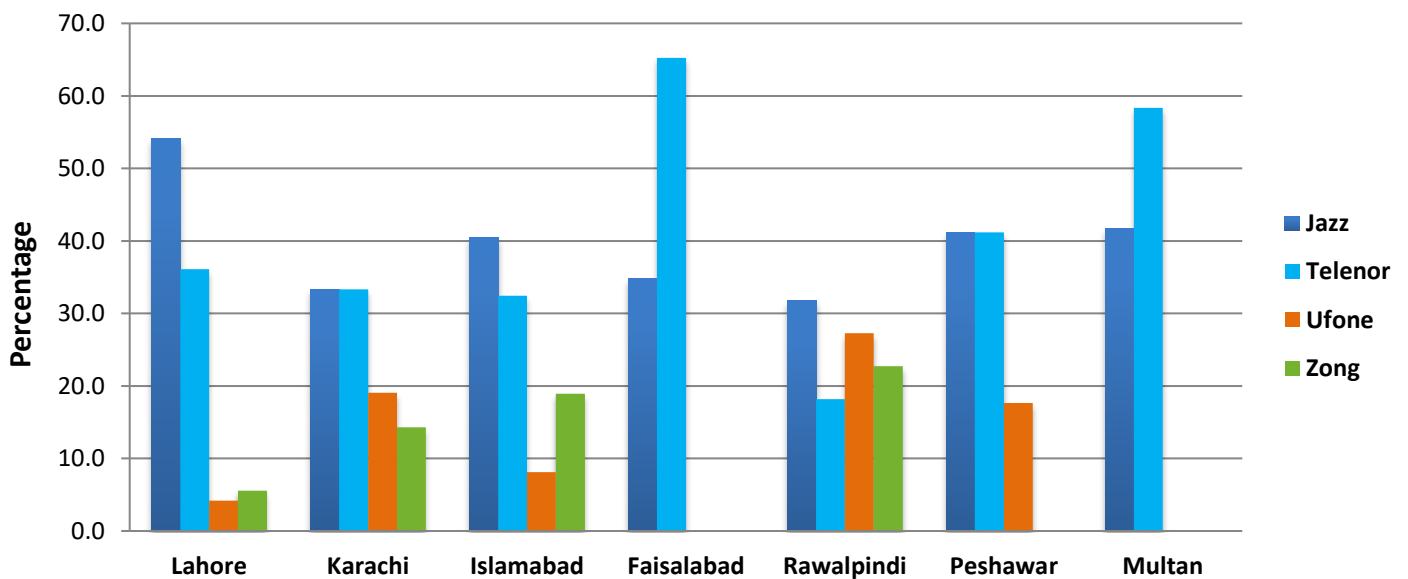
■ Karachi ■ Lahore ■ Faisalabad ■ Islamabad ■ Peshawar ■ Rawalpindi ■ Sargodha

Operator-wise and City-wise Percentage of Billing Related (Overcharging/Tariff/etc.) Complaints during June 2022

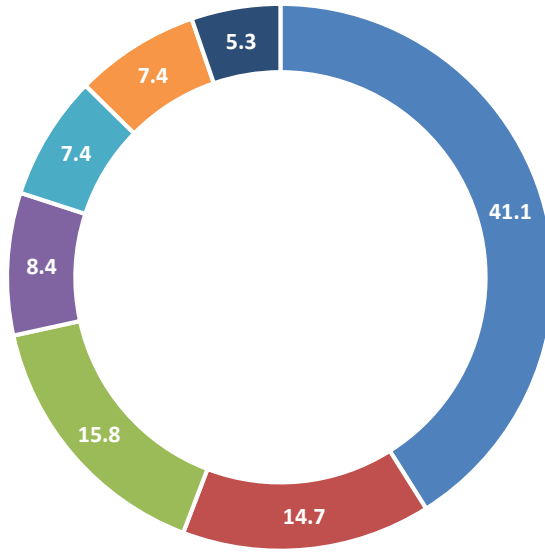
Operator-wise Percentage from Total Subscriber of Billing Related Complaints During June 2022



City-wise Percentage of Billing Related (Overcharging/ Tariff/ etc.) Complaints against CMOs during June 2022

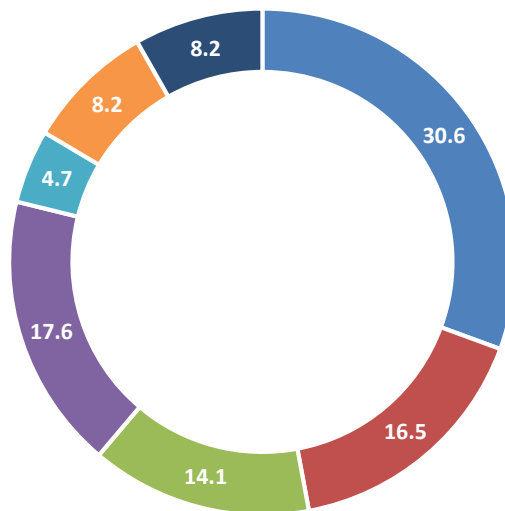


City-wise Percentage of of Billing Related Complaints against Jazz During June 2022



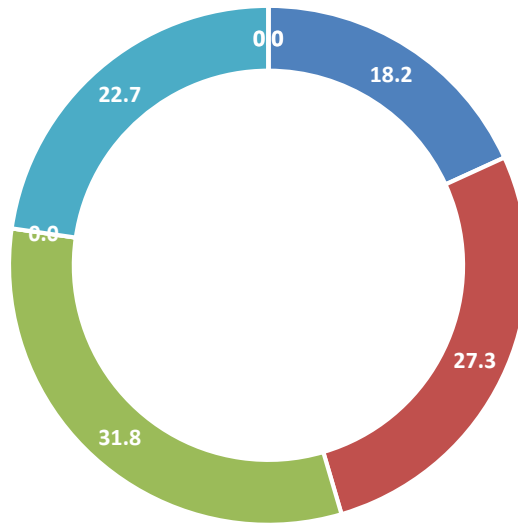
■ Lahore ■ Karachi ■ Islamabad ■ Faisalabad ■ Rawalpindi ■ Peshawar ■ Multan

City-wise Percentage of of Billing Related Complaints against Telenor During June 2022



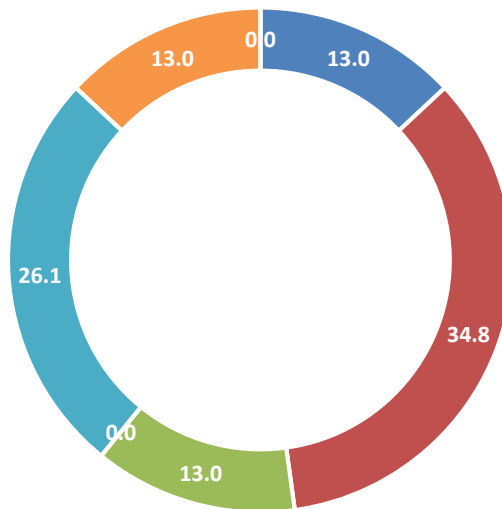
■ Lahore ■ Karachi ■ Islamabad ■ Faisalabad ■ Rawalpindi ■ Peshawar ■ Multan

City-wise Percentage of of Billing Related Complaints against Zong During June 2022



■ Lahore ■ Karachi ■ Islamabad ■ Faisalabad ■ Rawalpindi ■ Peshawar ■ Multan

City-wise Percentage of of Billing Related Complaints against Ufone During June 2022



■ Lahore ■ Karachi ■ Islamabad ■ Faisalabad ■ Rawalpindi ■ Peshawar ■ Multan